



aebi
a brand of aebi schmidt

TT 206⁺ / TT 211⁺

Slope tractor



These two compact Terratrak machines are light, maneuverable and can be used safely on any slope. With a low dead weight, a high payload and optimized hydraulics, the machines deliver the highest work performance in their class with maximum soil protection.

Highlights

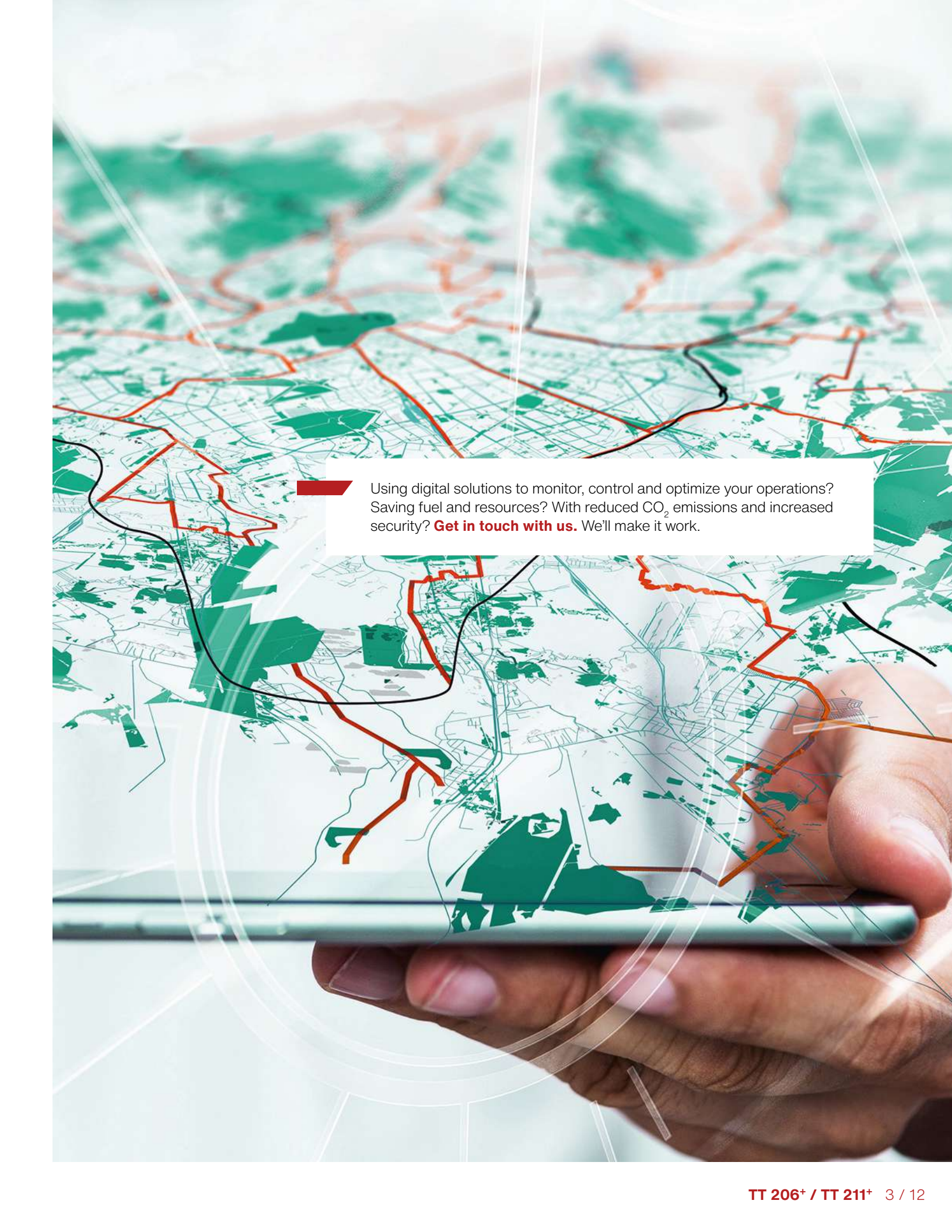
- Stepless travel with **powerful hydrostatic travel drive**
- Strong chassis with high payload for **use of larger attachments with high working performance**
- Efficient and stress-free work thanks to **simple and logical operating concept**
- State-of-the-art hydraulic technology for economical work **in agriculture and municipal services**

Your benefits

- **Safety:** Low center of gravity and low dead weight for safe driving in demanding terrain.
- **Driving and operating comfort:** Convenient operation with infinitely variable working speed and spacious cab.
- **Productivity:** Superior maneuverability and automated workflows for superior area performance.
- **Soil protection:** Wide low-pressure tires and the proven all-wheel steering system prevent soil compaction and protect the turf.
- **Year-round use:** Wide range of attachments for summer and winter service.

We know how important it is that your machines and equipment are always ready to deploy. **Get in touch with us** about our range of tailored services and original spare parts.





Using digital solutions to monitor, control and optimize your operations? Saving fuel and resources? With reduced CO₂ emissions and increased security? **Get in touch with us.** We'll make it work.

Performance features

Driving characteristics

Stepless travel drive

The travel speed is continuously variable and can be controlled either via the travel lever or the foot pedal. The hydrostatic travel drive creates a permanent frictional connection between the engine and the wheels, allowing the vehicle to be maneuvered safely and precisely - even on extreme slopes.



Terrain adaptation

The front axle can twist relative to the rear axle. This twisting enables precise adaptation of the attachments to the terrain.



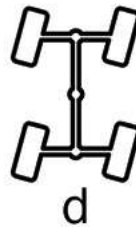
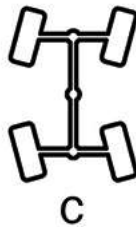
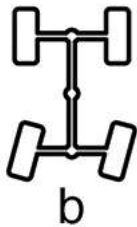
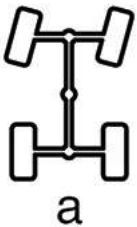
Balanced weight distribution

Both Terratrak models distribute their weight evenly over all wheels. This increases slope capability, protects the soil and reduces tire wear.



Four steering modes

At the touch of a button, you can switch between front (a), rear (b), all-wheel (c) and crab steering (d) while driving. From 15 mph driving speed, the Terratrak automatically switches to front steering.



Axle differential lock

The chassis features front, rear and longitudinal differential locks as standard. All axle locks are individually switchable at the push of a button.

Hydraulics

Front and rear linkage

The category I front linkage has a lifting capacity of 2,866 lb and a standard side shift of up to 15.7 in. The catch hook is positioned close to the vehicle, which means that the attachment is guided close to the front axle and adapts optimally to the terrain. The rear linkage complies with categories I & II and has a lifting capacity of 2,646 lb. When coupling or uncoupling the attachments, the linkage functions „lifting“ and „lowering“ as well as a freely selectable control unit can be operated from the outside.




Relief hydraulics

The relief hydraulics allow the attachment to glide over the ground with freely adjustable contact pressure. Together with the laterally oscillating implement suspension, this results in precise adaptation to the course of the terrain and guarantees clean work results.



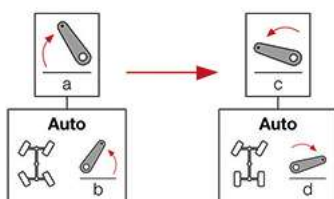
Vibration absorption

The Terratrac's front hydraulics and optional rear hydraulics compensate for vibrations from the attached implements and absorb shocks. This enables faster shifting movements, improves driving safety, increases driving comfort and protects the machine.



Automated workflows

The linkage function combines recurring work steps in an automated sequence. As an example, when mowing, after raising the mower at the front (a), the machine can automatically engage four-wheel steering for the turn and raise the conditioner at the rear (b). If the operator lowers the front linkage again, (c) the front steering activates again and the rear implement lowers (d). The linkages are freely programmable, either simultaneously or with a delay, and save a lot of time during maneuvering.



Workplace

Cockpit

The modern cockpit impresses with plenty of space and an ergonomic arrangement of the controls. Holders for the cell phone and a drinking bottle up to 0.4 gal are within easy reach for the driver. For even more comfort in the panoramic cab, heating, dust filter and air conditioning are optionally available.



Operating concept

The operator's left hand steers the vehicle, while the right hand controls the direction of travel, speed and linkage functions via the travel lever. The display instrument with color display always informs the driver about all important data. The intuitive operating concept of Aebi vehicles is applied across all products and remains the most innovative system on the market.

Comfort seat and swivel mechanism

For even greater driving comfort, the seat can be supplemented with air suspension. The optional swivel device allows the driver to sit upright in steep shift line drives.



LED lighting

LED lighting for brightest illumination of the working fields and good visibility in road traffic.



Reversible fan

The large radiator is easily accessible and can be folded back for cleaning. The standard reversible fan changes the direction of rotation automatically and at intervals during operation.



Agricultural technology

In agricultural applications, the TT 206+ / TT 211+ is a convincing choice for:

- Mowing
- Forage harvesting
- Litter harvesting in wet areas
- Pasture care
- Fertilizing



Municipal technology

In municipal technology, the Terratrak shows its strengths to the full in the following work and areas of application:

- Maintenance of embankments and dams
- Management of parks and green areas
- Mowing in wet areas and nature reserves



Winter service

As a year-round implement carrier, the TT 206+ / TT 211+ can also be used in the cold season with:

- Snow plow
- Snow blower
- Spreader
- Brine sprayer



Tires

Tires
The basic equipment of the tires is adjusted to the future operating terrain. This gives each machine excellent traction and the best safety on slopes. These properties can be further improved with the dual tires. The dual tires can be mounted easily and conveniently thanks to quick-release fasteners.

Ground protection

The wide low-pressure tires and additional dual tires that can be mounted at the front and rear provide a large contact area. Together with the low dead weight of the Terratrak, this results in very low ground pressure. This protects the turf and results in virtually no soil compaction.

Base tires | Dual tires | Turf tires



31x15.50-15 Terra



31x15.50-15 AS



31x15.50-15 Terra 6.50-16/15.0



31x15.50-15 AS 6.50-16/15.0



31x15.5-15 Rasen

Gallery



Variants

TT 206+

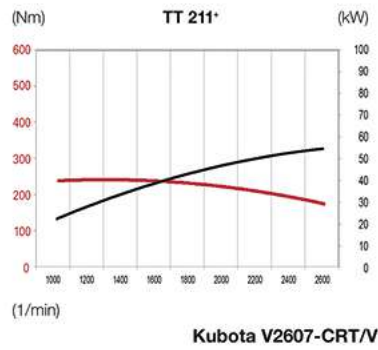
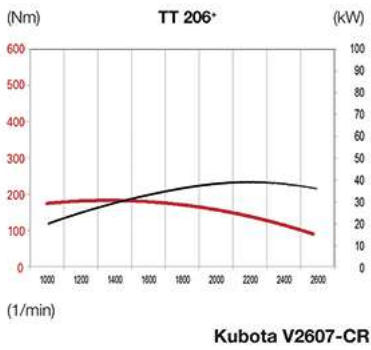


42 kw / 57 hp
 174 Nm @ 1 600 1/min
 Stage V
 6,614 lb max. total weight

TT 211+



53 kw / 72 hp
 225 Nm @ 1 600 1/min
 Stage V
 7,716 lb max. total weight




Related product

TT 241+ / TT 281+

Slope tractor





Trust in our many years of uniquely diverse experience. **Get in touch with us.** We'll find the right solution for your specific challenge.

Technical data

| | TT 206 ⁺ | TT 211 ⁺ |
|--|-----------------------------|-----------------------------|
| Chassis and tires | | |
| Differential lock, front/rear axle | yes | yes |
| Front steering | yes | yes |
| All-wheel steering | yes | yes |
| Rear steering | yes | yes |
| Crab steering | option | option |
| Turning circle | 118.1 in | 118.1 in |
| Basic tires | 31x15.50-15 | 31x15.50-15 |
| Twin tires at front and rear | option | option |
| Drive system - Engine | | |
| Engine type | Kubota V2607-CR | Kubota V2607-CRT |
| Number of cylinders | 4 | 4 |
| Exhaust emission | Stage V | Stage V |
| Displacement | 159.6 in ³ | 159.6 in ³ |
| Fuel | Diesel | Diesel |
| Performance | 42 kW (56 HP) @ 2,700 1/min | 53 kW (71 HP) @ 2,700 1/min |
| Max. torque at speed | 174 Nm @ 1,600 1/min | 225 Nm @ 1,600 1/min |
| Torque rise | 32 % | 24 % |
| Drive | Stepless hydrostatic | Stepless hydrostatic |
| Diesel tank capacity | 18.5 gal | 18.5 gal |
| Hydraulic output | 10.6 gal/min | 10.6 gal/min |
| Electrics | | |
| Electrical system | 12 V, 130 A | 12 V, 130 A |
| Battery capacity | 100 Ah | 100 Ah |
| Lifting gears | | |
| Front lifting frame with side shift | yes | yes |
| Side shift left | 7.9 in | 7.9 in |
| Side shift right | 7.9 in | 7.9 in |
| Lifting capacity front | 2,866 lb | 2,866 lb |
| Lifting capacity rear | 2,646 lb | 2,646 lb |
| Vibration damping for road operation front | yes | yes |
| Vibration damping for road operation rear | option | option |
| Cabin and equipment | | |
| Fully glazed driver's cab with heating and defrosting unit | option | option |
| Bottle holder | yes | yes |
| Universal box | yes | yes |
| Mobile phone holder | yes | yes |
| Radio preparation | yes | yes |
| Air conditioning unit manual | option | option |
| On-board computer | yes | yes |
| Air Multifunctional control lever | yes | yes |
| Speed | | |
| Speed slow range | 9 mph | 9 mph |
| Speed fast range | 25 mph | 25 mph |
| Dimensions | | |
| Length incl. lifting gears | 139.8 in | 139.8 in |
| Width with single tires | 74.4 in | 74.4 in |
| Width with twin tires | 91.7 in | 91.7 in |
| Height | 82.3 in | 82.3 in |
| Weights | | |
| Empty weight | 4,079 lb | 4,189 lb |
| Total weight | 6,614 lb | 7,716 lb |

| | TT 206* | TT 211* |
|---|----------------|----------------|
| Max. permissible front axle load | 4,189 lb | 4,189 lb |
| Max. permissible rear axle load | 4,189 lb | 4,189 lb |
| Towing capacity unbraked | 1,984 lb | 1,984 lb |
| Towing capacity braked (overrun brake system) | 7,716 lb | 7,716 lb |



© Aebi Schmidt Group
www.aebi-schmidt.com

Aebi Schmidt North America Inc.
 Chilton, WI 53014, USA

All rights reserved. Technical data is subject to change.
 Illustrations are not binding. Errors and amendments excepted.

Document created on 11 FEB 2024

